



# Tidemark Panels to Legacy HCS Reports Cross Reference (2016)

This document contains information on the Tidemark system as it compares to the reports previously used in the legacy HCS system:

- Overview / Tidemark Tips
- Tidemark Panels to Legacy HCS Report Cross Reference Table
  - Management Variance Analysis
  - Labor Distribution





## Overview:

This document provides a list of all of the Tidemark panels and associates them to the reports previously used in the legacy HCS system.

You will only have access to the panels in Tidemark that match to your security profile.

Please refer to the next page for the table listing the Tidemark panels and the associated legacy HCS reports.

## Tidemark Tips:



### ***SCREENS WITHIN THIS DOCUMENT ARE FOR DEMONSTRATION AND TRAINING PURPOSES***

*All screens, within Tidemark, are security driven. What you see on your screens within the system may differ slightly than what is shown on the screens within this document.*

### ***DATA AGE***

*Actuals data within the panels is refreshed periodically.*

- All general ledger information is refreshed daily as part of an overnight process.*
- All payroll data is refreshed the following week after the check date . For example, payroll data for a check date of 7/15/2016 would be available in Tidemark no later than the following Thursday, 7/21/2016. The Payroll Department issues an email message announcing each time Tidemark payroll data has been updated .*



# Tidemark Panels to Legacy HCS Report Cross Reference Table

## Management Variance Analysis Panels

Tidemark Panel Name	Legacy HCS Report	Comments
Expenses-Unit	Cost Center Report (#8)	This general ledger-based panel provides a listing of the detailed expenses of a company, region, business unit or cost center. This panel will be most useful to department directors responsible for one or more business units. Executive Directors reviewing their region and/or individual business units within their region should also use this panel.
SOO Summary-Unit	Statement of Operations (#4)  Basic Income Statement (#9)	This general ledger-based panel provides a high level view of the revenues and expenses of a company, region, business unit or cost center. Individual revenue and expense accounts are condensed into line items in a format that is consistent with the Statement of Operations that is presented to Masonic Villages' Board of Directors. This panel will be most useful to senior management, Executive Directors of individual regions, and directors responsible for individual business units. This report may also be used for directors responsible for cost centers that do not comprise a separate business unit but that do produce some revenue, such as the farm or individual dining rooms.
SOO Detail-Unit	Statement of Operations (#4)  Basic Income Statement (#9)	This general ledger-based panel provides a detailed view of the revenues and expenses of a company, region, business unit or cost center. It is in the same format as the SOO Summary by Unit panel, except that all applicable individual ledger accounts, subtotaled by operating revenue, operating expense and nonoperating gains categories, will appear. Because of the volume of ledger accounts in a typical business unit, the panel will not completely fit into the screen. Viewers must scroll down to see all of the detailed accounts listed in the panel. This panel will be most useful to Executive Directors of individual regions and directors responsible for individual business units. This report may also be used for directors responsible for cost centers that do not comprise a separate business unit but that do produce some revenue, such as the farm or individual dining rooms.
Payroll-Unit		<b>This payroll-based panel summarizes the salary expense accounts by cost center by specific pay period and year-to-date in a format that enables the reviewer to see all of the cost centers within a specific business unit or region.</b>

\*SOO = Statement of Operations






## Tidemark Panels to Legacy HCS Report Cross Reference Table

Management Variance Analysis Panels (continued)

Tidemark Panel Name	Legacy HCS Report	Comments
Expenses-Function	Cost Center Report (#8)	This general ledger-based panel provides a listing of the detailed expenses of a company, region, function or cost center. This panel will be most useful to department directors responsible for a specific function or cost center. Executive Directors reviewing their region and/or functions within their region should also use this panel.
Expenses-by Cost Center		This general ledger-based panel provides the amounts for an <u>individual expense account</u> by cost center in a format that enables the reviewer to see all of the cost centers within a specific business unit or region. This panel will be most useful to Executive Directors reviewing their region or a large business unit within their region. Department directors responsible for several cost centers with similar functions should also use this panel.

# Tidemark Panels to Legacy HCS Report Cross Reference Table

## Labor Distribution Panels

Tidemark Panel Name	Legacy HCS Report	Comments
Employee by Unit / Employee-Unit 		This utilizes payroll information and is a pay period-based panel which summarizes individual employee earnings and hours by pay category for all of the cost centers within a specific business unit. This panel will list the individual pay types that are classified within the Productive and Nonproductive pay categories for each employee.
Earnings Detail by Unit / Earnings Detail-Unit 		This utilizes payroll information and is a pay period-based panel which summarizes aggregate earnings and hours by pay category for the specific unit requested. This panel will list the individual pay types that are classified within the Productive and Nonproductive pay categories for the specific business unit selected.
Earnings Summary by Unit / Earnings Summary-Unit 	Payroll Management Summary Report for the Pay Period Ending xx-xx-xxxx	This pay period based panel summarizes the total paid hours and dollars for all of the cost centers within a specific business unit. There will be three lines of information for each cost center (Productive, Nonproductive, All Earnings). A list of paid hours and dollars for each employee within a cost center is not reported on this panel.